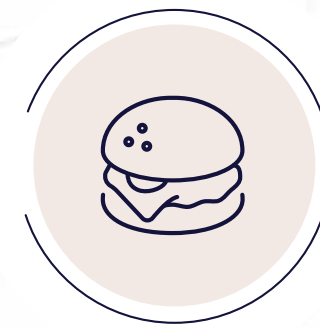


Washer instructions



QSR

1 Turn the knob to select a program



2 Press the knob to start



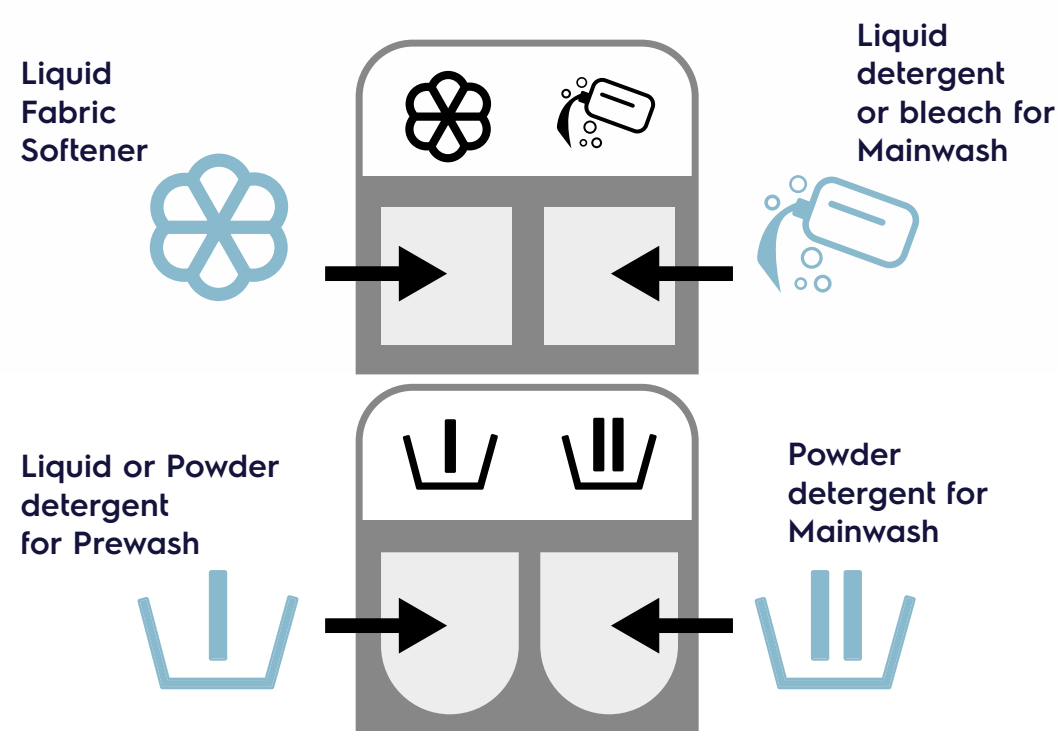
Specific Hygiene Programs



Global Disinfection
deactivation of SARS-CoV-2,
Human Norovirus, common
bacteria

Dosage

Dispense the detergent according to the instructions on the detergent package



Weighing of the wash load starts

Once started, the machine analyses the wash load using the spin function.

The washing process is then automatically adjusted to the weight of the wash load.

If you need to pause the program

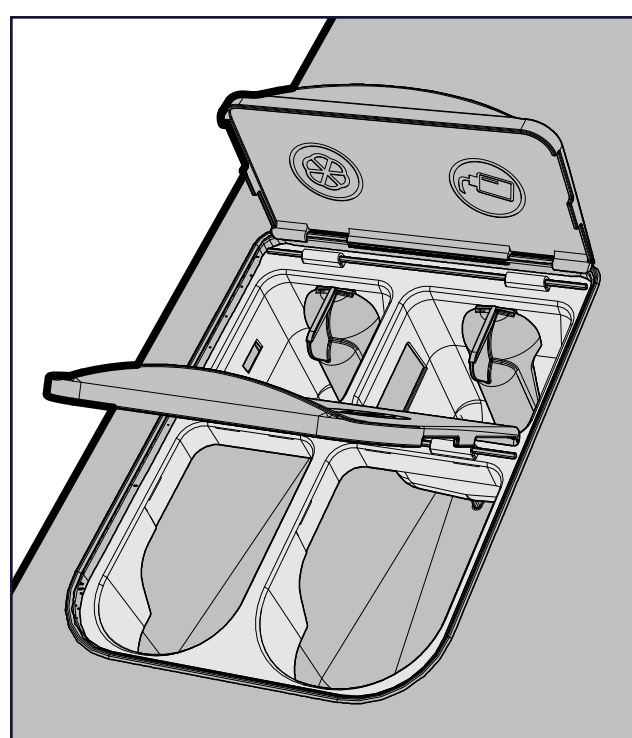
Press the knob. A menu with pause highlighted will be shown on the display. Press again to pause the wash program. The door can be opened after a while unless the water level is too high. Close the door and press the knob to continue the wash program.

When "maintenance" is displayed

Inform the person in charge of maintenance. The machine can still be used.

Once you have finished washing

Leave the door open. Clean the detergent compartment, leave the cover of the detergent box open.



Electrolux
PROFESSIONAL